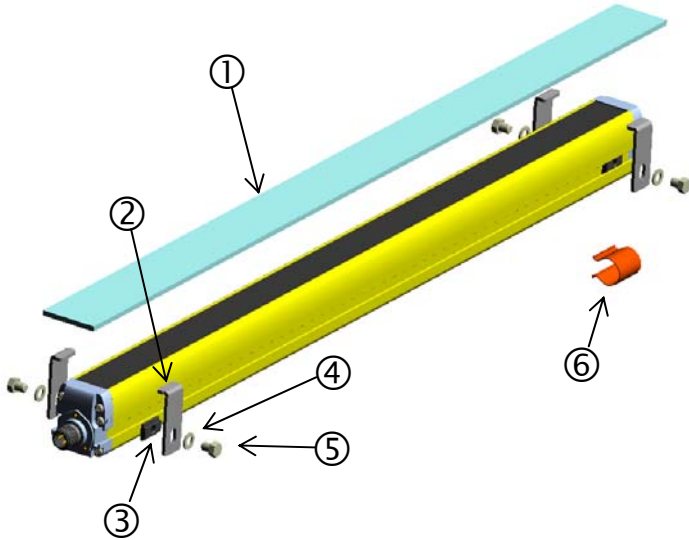


SG-LS SERIES INSTRUCTION MANUAL

MOUNTING INSTRUCTIONS



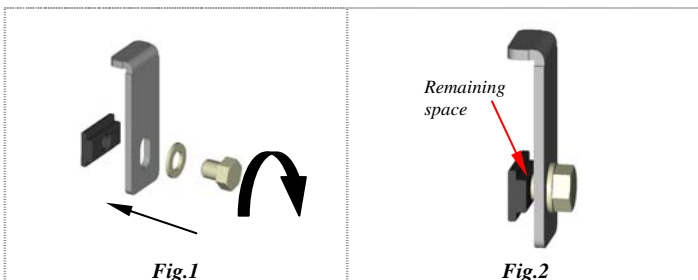
- ① Transparent PMMA plate (5 pieces)
- ② Fixing bracket *
- ③ M5 nut*
- ④ UNI 6592 Di = 5.3 washer *
- ⑤ TE M5x6 UNI 5739 screws*
- ⑥ Elastic blocking spring *

* ② ③ ④ ⑤ parts:


- 4 pieces for:
 - SG-LS from 150 to 1050
 - SG-LS-2 050
 - SG-LS-3 080
 - SG-LS-4 090;
- 6 pieces for:
 - SG-LS from 1200 to 1800
 - SG-LS-4 120

FIXING INSTRUCTIONS

Build the subassembly, shown in Fig.1 and 2, screwing ⑤ screw to the ③ nut but not completely in order to leave space for ② and ③ parts (refer to Fig.2).

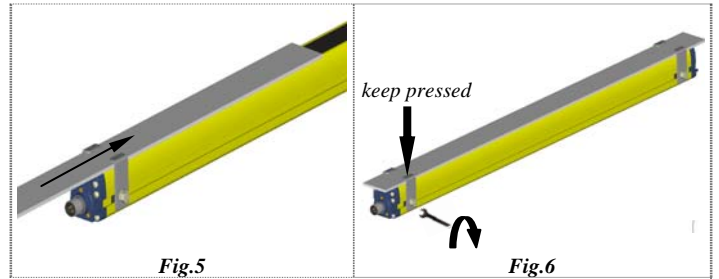


Slide the subassemblies in the product groove (SG series or SE series) as shown in Fig.3, to obtain, for example, the Fig.4 condition. Please refer to the specific datasheet for the recommended fixing positions.



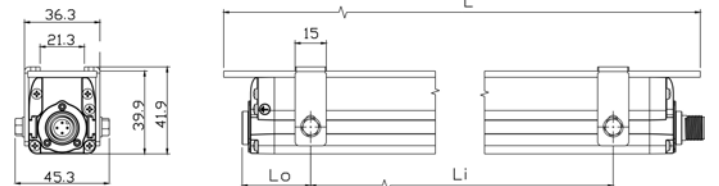
Insert the transparent plate and slide it along the binary under the fixing brackets. Once positioned correctly, tighten the screws with the N° 8 key, pressing the fixing bracket on the plate, until all the fixing brackets are blocked safely.

In case of replacement, untighten the ⑤ screws without removing them, unslide the plate and then replace it. An accessory kit of 4 elastic fasteners (⑥) is available to avoid nut (③) sliding inside the groove in vertical mounting.



NOTE: ESPE maximum operating distance is reduced of 10% for each couple of "LENS" SHIELD" used (one for TX unit and one RX unit).

DIMENSIONS



Misure in millimetri									
SG2, SG4B, SE Hand/Finger protection					SE Body protection				
	VERS.	L	Li	Lo	VERS.	L	Li	Lo	
n°2+2 brackets	015	245	160	30	2r 050	642	490	75	n°2+2 brackets
	030	392	345	45	3r 080	942	640	175	
	045	540	400	60	4r 090	1042	660	200	
	060	686	520	75	4r 120	1342	480	200	
	075	832	590	115					
	090	980	640	175					
105	1126	740	200						
n°3+3 brackets	120	1274	445	200	n°3+3 brackets				
	135	1422	520	200					
	150	1568	595	200					
	165	1715	670	200					
	180	1860	745	200					

WARRANTY

DATASENSOR S.p.A. warrants its products to be free from defects. DATASENSOR S.p.A. will repair or replace, free of charge, any product found to be defective during the warranty period of 36 months from the manufacturing date. This warranty does not cover damage or liability deriving from the improper application of DATASENSOR products.

DATASENSOR S.p.A. Via Lavino 265
40050 Monte S. Pietro - Bologna - Italy
Tel: +39 051 6765611 Fax: +39 051 6759324
http://www.datasensor.com e-mail: info@datasensor.com

DATASENSOR S.p.A. cares for the environment: 100% recycled paper.

DATASENSOR S.p.A. reserves the right to make modifications and improvements without prior notification.